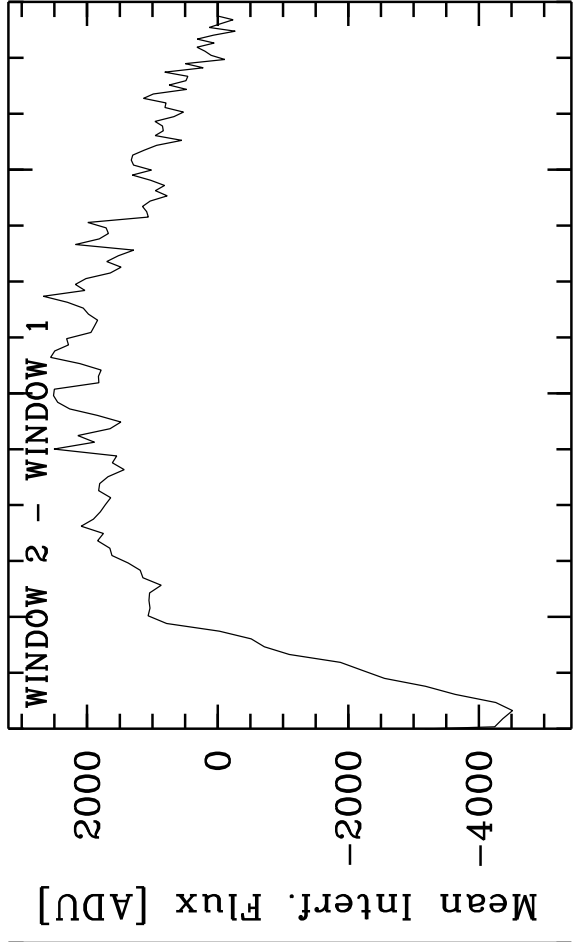
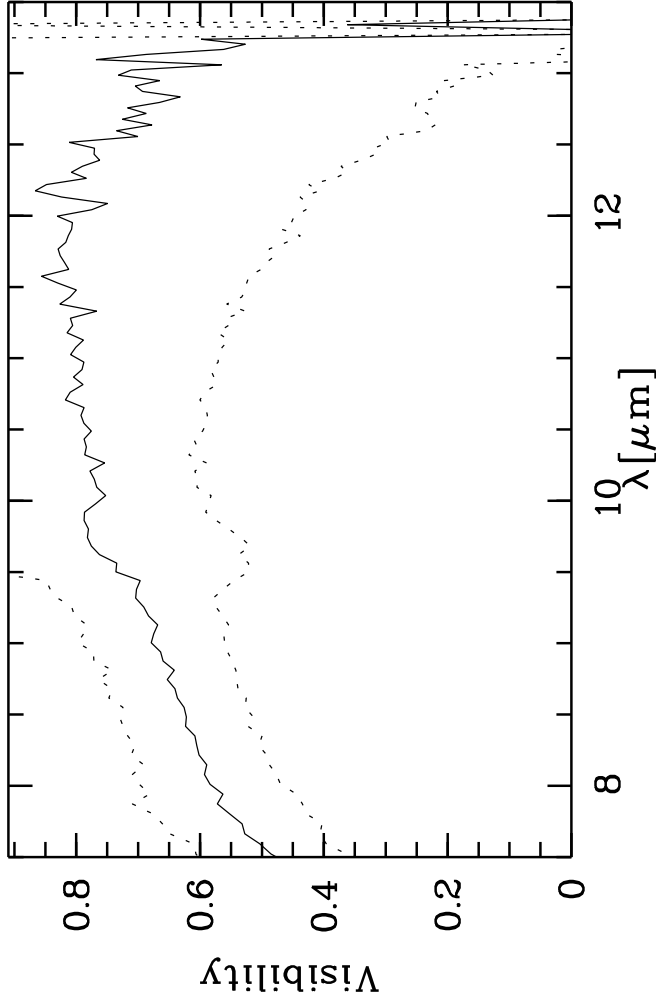
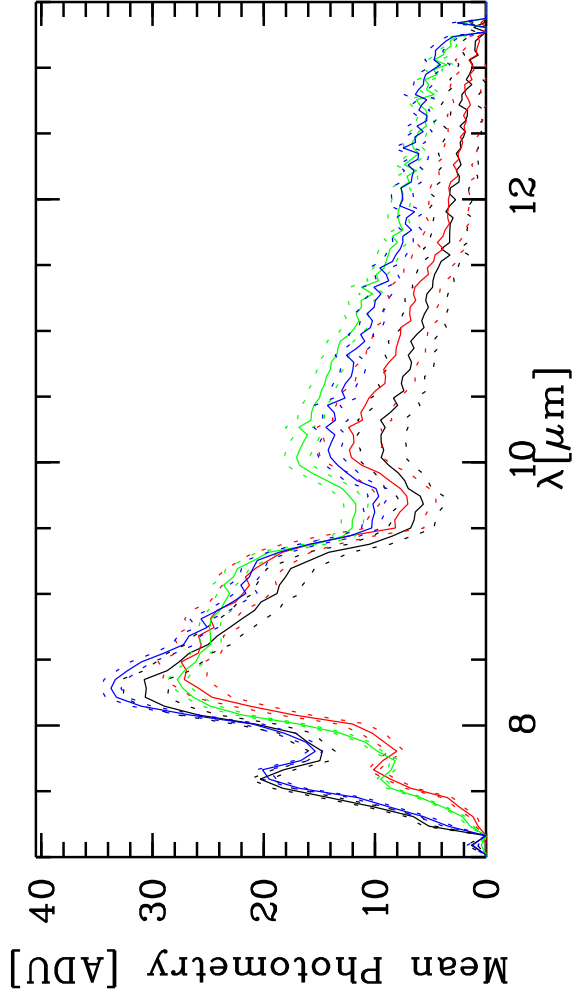


HIP23685 - TF: 4.03900E-01 4.48000E-01 6.16100E-01 6.16100E-01 6.16100E-01 4.86800E-01 4.86800E-01
 Targ: EPSLEP/CAL_EPS_LEP - Stations: C1 - A1 - Mode: HIGH_SENS/PRISM
 r.MIDI.2014-10-14T07:10:59.000 started: 2014-10-14T06:57:19 - Pro Science: 0000



Phot. A WINDOW 1
 Phot. A WINDOW 2
 Phot. B WINDOW 1
 Phot. B WINDOW 2



PhotA1: -1.10284E+04 -1.31130E+04 -1.05707E+03 -2.37696E+03
 PhotA2: -1.10284E+04 -1.30766E+04 -1.03554E+03 -2.50468E+03
 PhotB1: -9.72482E+03 -3.41936E+22 -1.77629E+19 -7.79345E+20
 PhotB2: -1.05922E+04 -1.37147E+04 -1.44618E+03 -1.83486E+03

