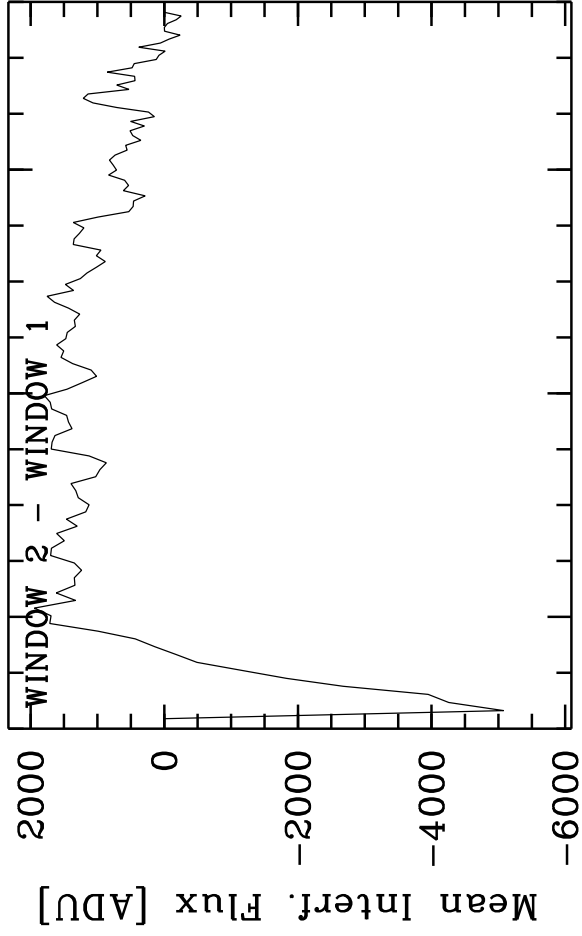
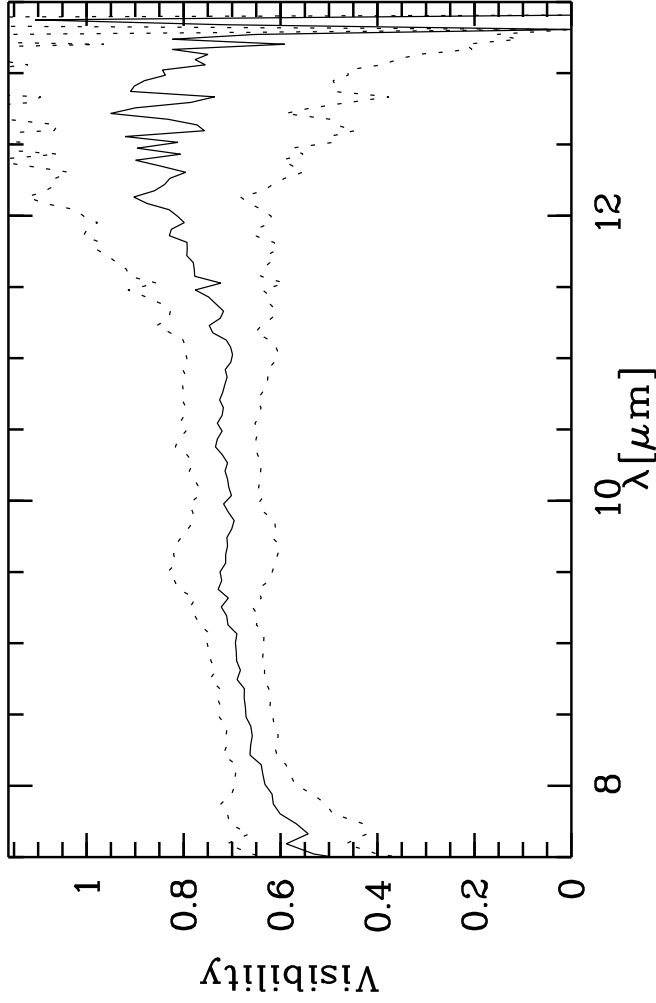
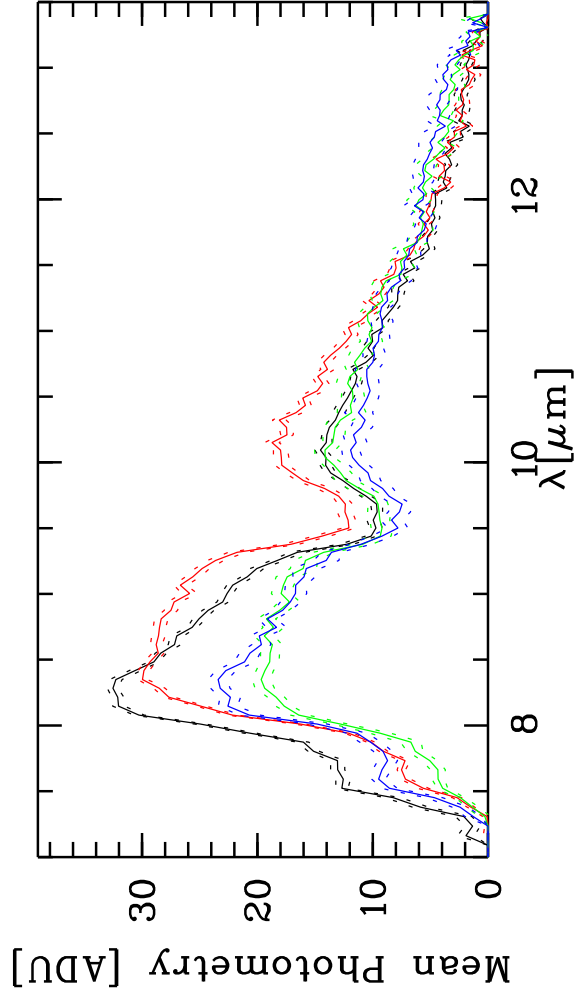


Targ: Epsilon-Lep/CAL_2_PRISM_E0-H0 - Stations: E0 - H0 - Mode: HIGH_SENS/
 r.MIDI.2009-01-27T01:47:19.000 started: 2009-01-27T01:41:37 - Pro Science: 0000



Phot. A WINDOW 1
 Phot. A WINDOW 2
 Phot. B WINDOW 1
 Phot. B WINDOW 2



PhotA1:-1.30947E+04-1.07532E+04-1.23440E+03-2.03260E+03
 PhotA2:-1.30947E+04-1.10372E+03-1.30322E+03-2.01085E+03
 PhotB1:-1.36516E+04-1.17790E+04-1.02404E+03-2.05903E+03
 PhotB2:-1.42253E+04-1.18514E+04-1.05106E+03-2.04826E+03

