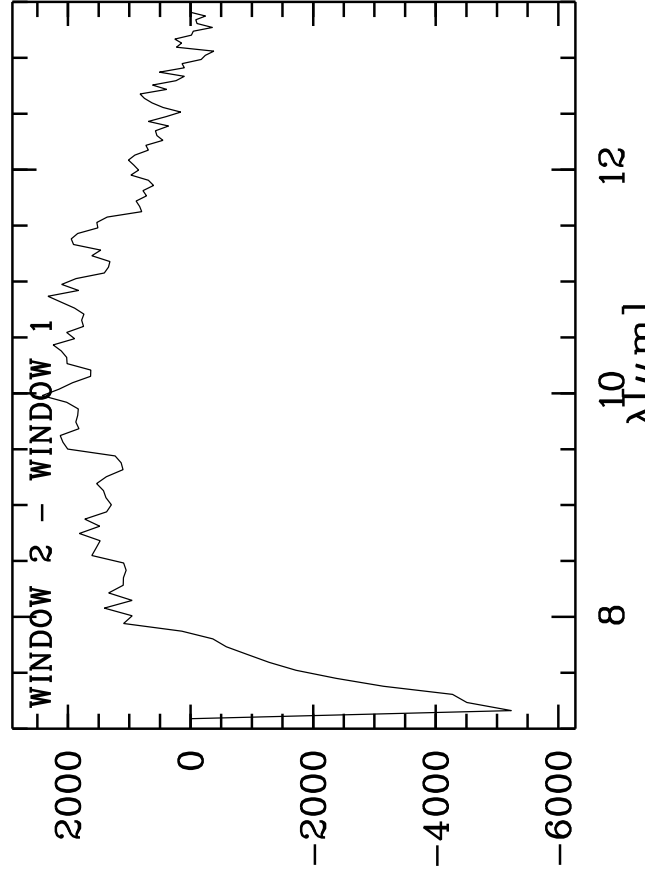
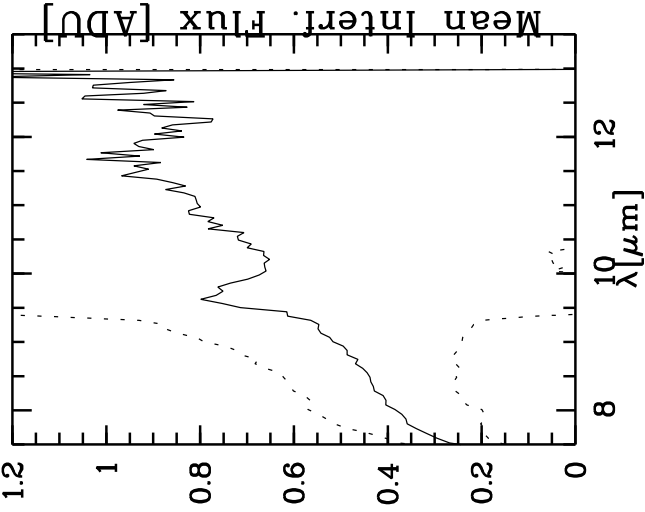
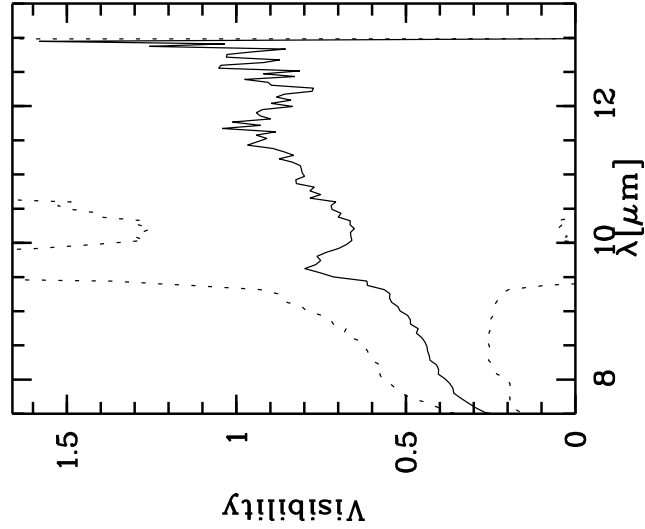


HD224935 - TF: 2.22200E-01 2.81200E-01 5.27000E-01 5.27000E-01 5.27000E-01 1.19000E+00

Targ: hd-224935/CAL\_00:01-06-(59-Jy) - Stations: G1 - D0 - Mode: HIGH\_SENS/PRISM

r.MIDI.2008-09-27T05:18:53.000 started: 2008-09-27T05:13:04 - Pro Science: 0000



Phot. A WINDOW 1  
Phot. A WINDOW 2

Phot. B WINDOW 1  
Phot. B WINDOW 2

PhotA1:-1.14992E+04 -1.10799E+04 -1.76620E+03 -2.20105E+03  
PhotA2:-1.14992E+04 -1.07142E+04 -1.70521E+03 -2.18313E+03  
PhotB1:-1.60280E+04 -1.40358E+04 -7.74541E+02 -5.22038E+03  
PhotB2:-1.65470E+04 -1.39144E+04 -9.39979E+02 -5.21132E+03

