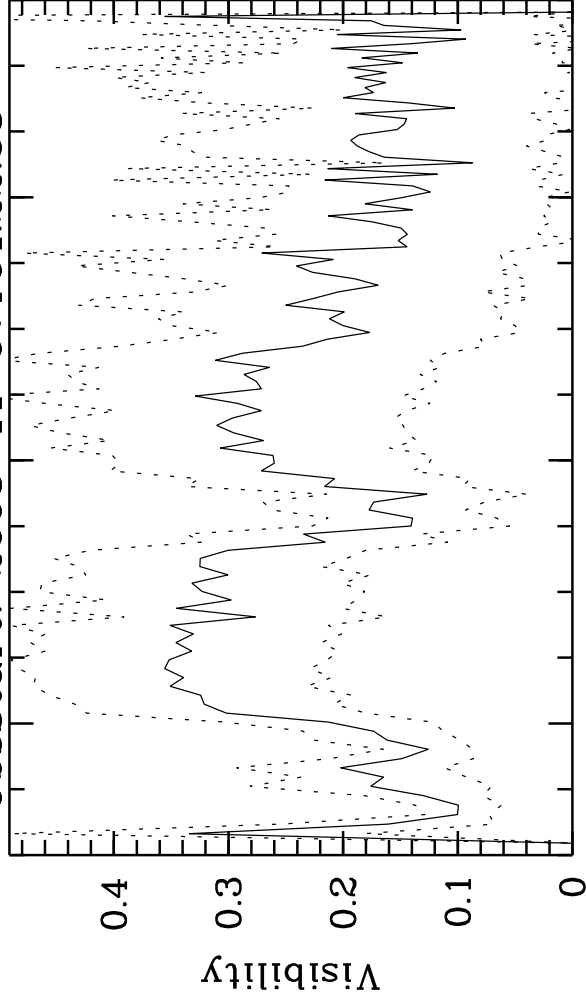
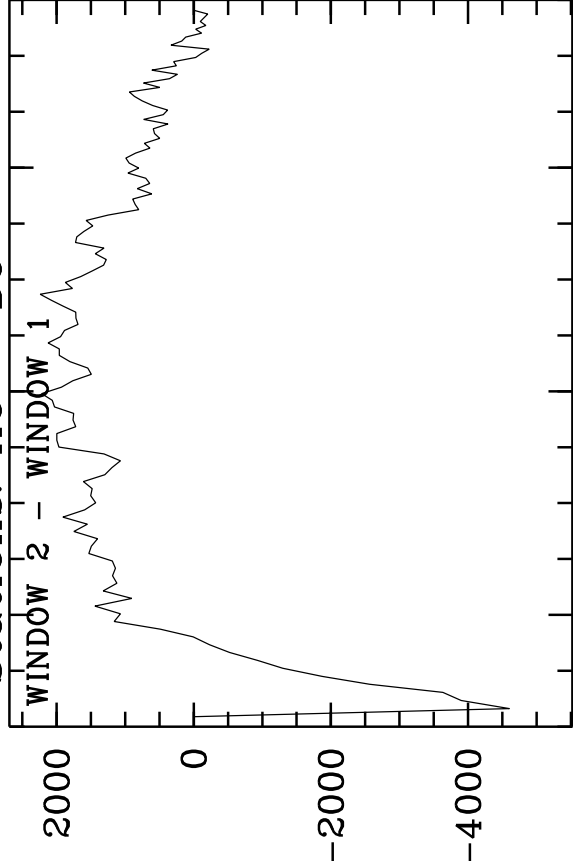


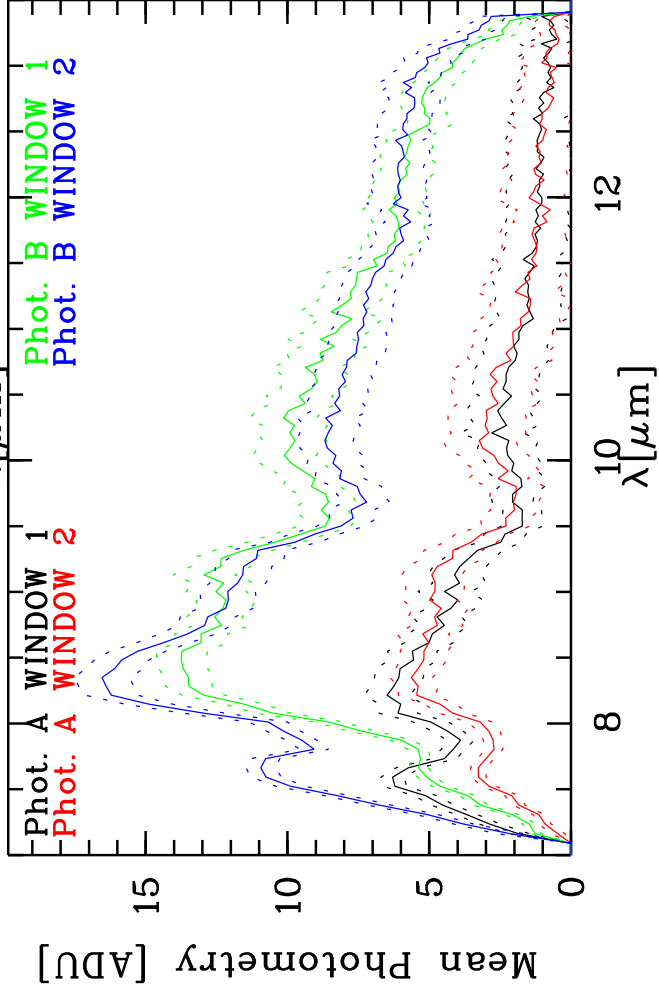
TF: 1.15900E-01 1.05500E-01 8.54000E-02 8.54000E-02 2.87000E-02
 Cal: HD216032 / Targ: HD216032
 Mode: HIGH_SENS
 ObsStart: 2008-11-07T01:22:58



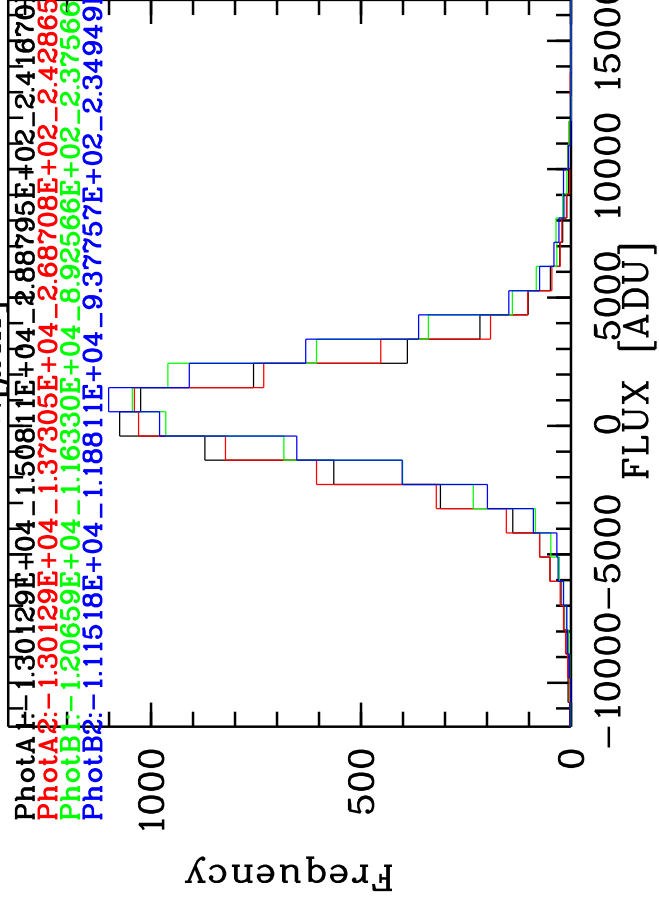
Mean Interf. Flux [ADU]



Grism: PRISM
 Pro Science: 0
 Stations: H0 - D0



Phot. A WINDOW 1
 Phot. A WINDOW 2
 Phot. B WINDOW 1
 Phot. B WINDOW 2



PhotA1: 1.30129E+04 -1.50811E+04 -2.88795E+02 -2.41679E+03
 PhotA2: -1.30129E+04 -1.37305E+04 -2.68708E+02 -2.42865E+03
 PhotB1: -1.20659E+04 -1.16330E+04 -8.92566E+02 -2.37566E+03
 PhotB2: -1.11518E+04 -1.18811E+04 -9.37757E+02 -2.34949E+03