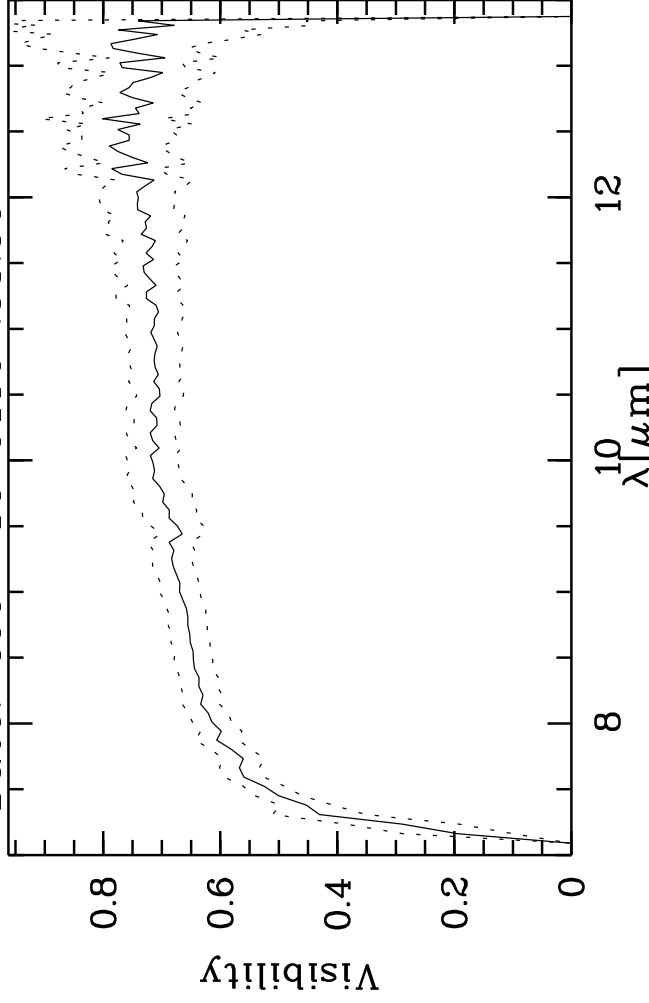
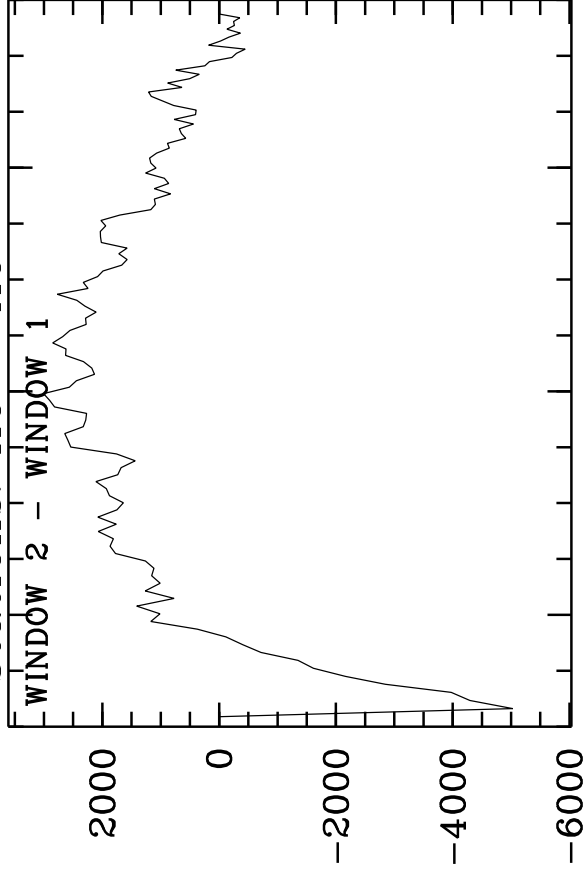


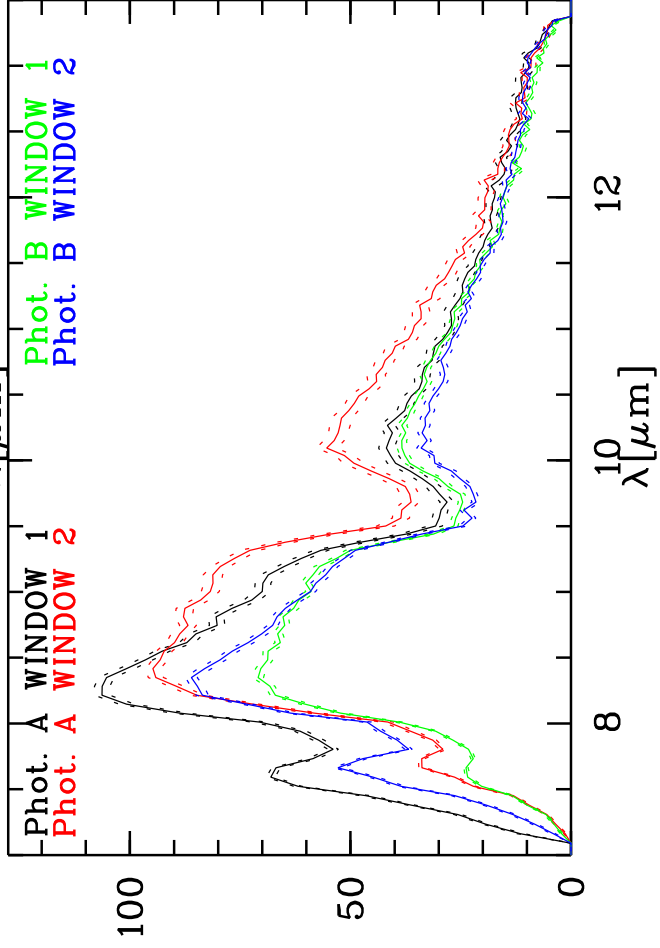
TF: 4.63500E-01 4.89000E-01 5.55200E-01 5.55200E-01 6.10900E-01  
 Cal: hd48915/ Targ: HD48915  
 Mode: HIGH\_SENS  
 Date: 2007-12-01T07:53:50



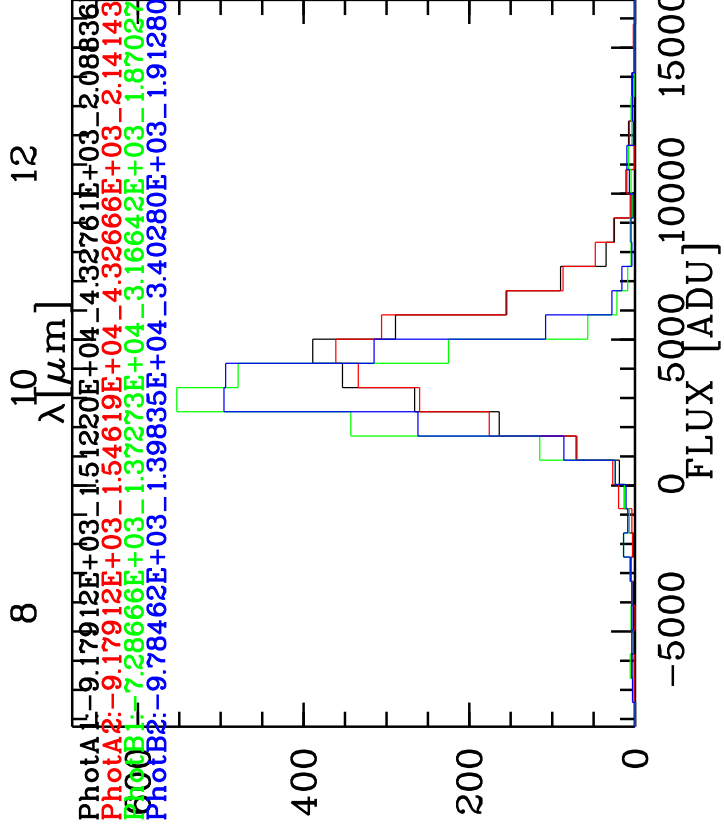
Mean Interf. Flux [ADU]



Mean Photometry [ADU]



Frequency



Grism: PRISM  
 Pro Science: 0  
 Stations: H0 - A0

WINDOW 2 - WINDOW 1

$\lambda$  [ $\mu\text{m}$ ]

Photo 1 -9.17912E+03 -1.51220E+04 -4.32761E+03 -2.08836E+03  
 Photo 2 -9.17912E+03 -1.54619E+04 -4.32666E+03 -2.14143E+03  
 Photo 3 -7.28666E+03 -1.37273E+04 -3.16642E+03 -1.87022E+03  
 Photo B -9.78462E+03 -1.39835E+04 -3.40280E+03 -1.91280E+03

FLUX [ADU]

$\lambda$  [ $\mu\text{m}$ ]